

Strengthening Community-led Climate-resilient WASH Governance in Informal Settlements of Bhubaneswar and Jaipur

Rajib Das and Ravi Kiran Bokam
Centre for Advocacy and Research (CFAR), New Delhi

Global South Academic Conclave on WASH and Climate 2025
21st - 23rd February, 2025, CEPT University, Ahmedabad

Introduction

- Challenges in urban WASH, especially in informal settlements
- Progress has accelerated since 2014, but deep-seated inequities persist
- Climate-induced disasters and their impact on existing WASH infrastructure and services
- Emphasis on climate-resilient interventions for WASH inclusion.
- Intervention areas - 87 wards and 280 settlements in Bhubaneswar and Jaipur (2018 to 2024).

Geography

Jaipur - 60 Wards, 125 Settlements

Phase – 1- Wards – 27, Settlements – 68,

Phase – 2- Wards – 33, Settlements – 57,

Zones - 8 (Adarsh Nagar, Civil Lines, Hawa Mahal - Amer, Mansarovar, Malviya Nagar, Jagatpura, Vidyadhar Nagar, Kishanpole)

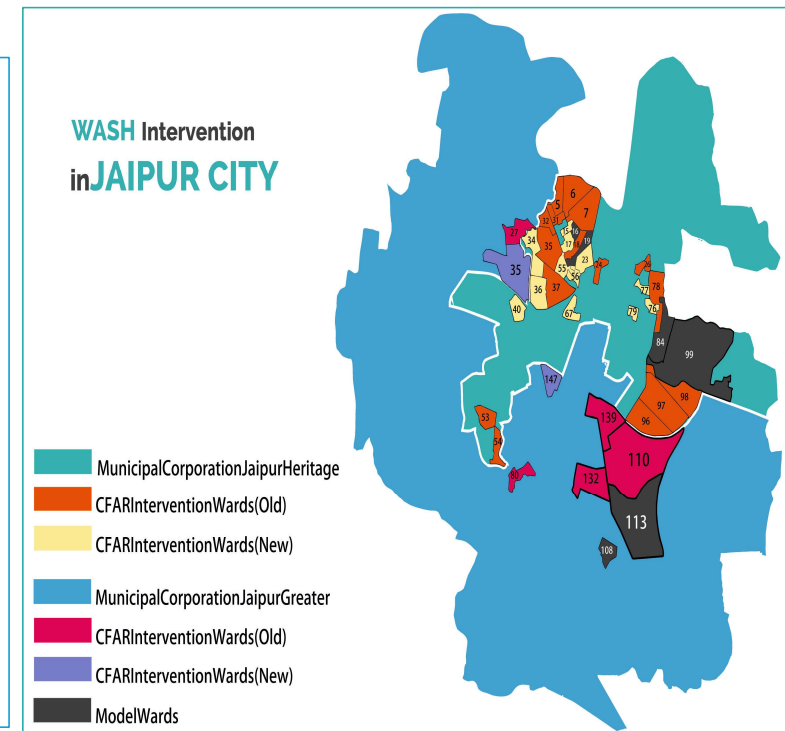
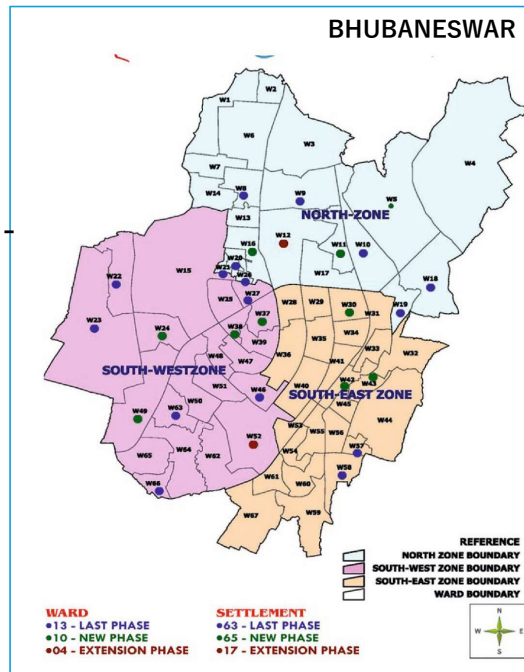
Two Municipal Corporations - Greater Jaipur and Jaipur

Bhubaneswar - 27 wards, 145 settlements

Phase – 1- Wards – 13, Settlements – 63,

Phase – 2- Wards -14, Settlements - 82,

Zones - 3 (North, North- West, North - East)



Objectives

- Examine changes in WASH access, community participation, and governance structures.
- Monitor and evaluate the impact of inclusive governance models in both cities.
- Strengthen climate-resilient WASH services through participatory approaches.

Methodology - Mixed-method approach

- *Quantitative Methods:* HHs questionnaire survey, monitoring and tracking daily progress using MIS, Analytical Hierarchy Process (AHP) for SeVI, and Risk and vulnerability scoring.
- *Qualitative Methods:* FGDs, KIIs of the Multi-sector Stakeholders, modes of community engagement in participatory governance.

How does the story of Making the Margins as Mainstream begin?

“Making the Margins as Mainstream” begins with a community-led approach to creating inclusive, climate-resilient WASH services.

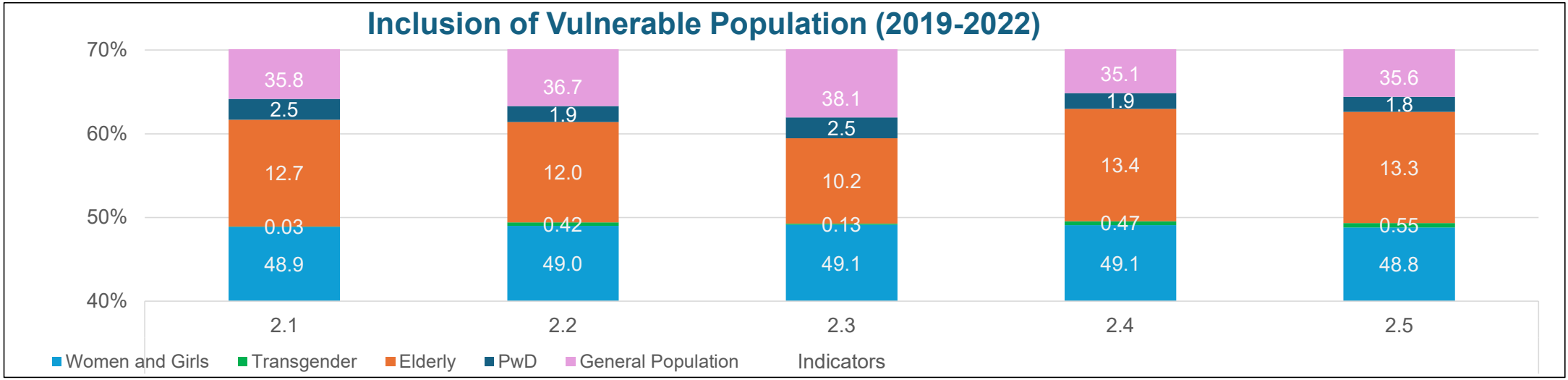
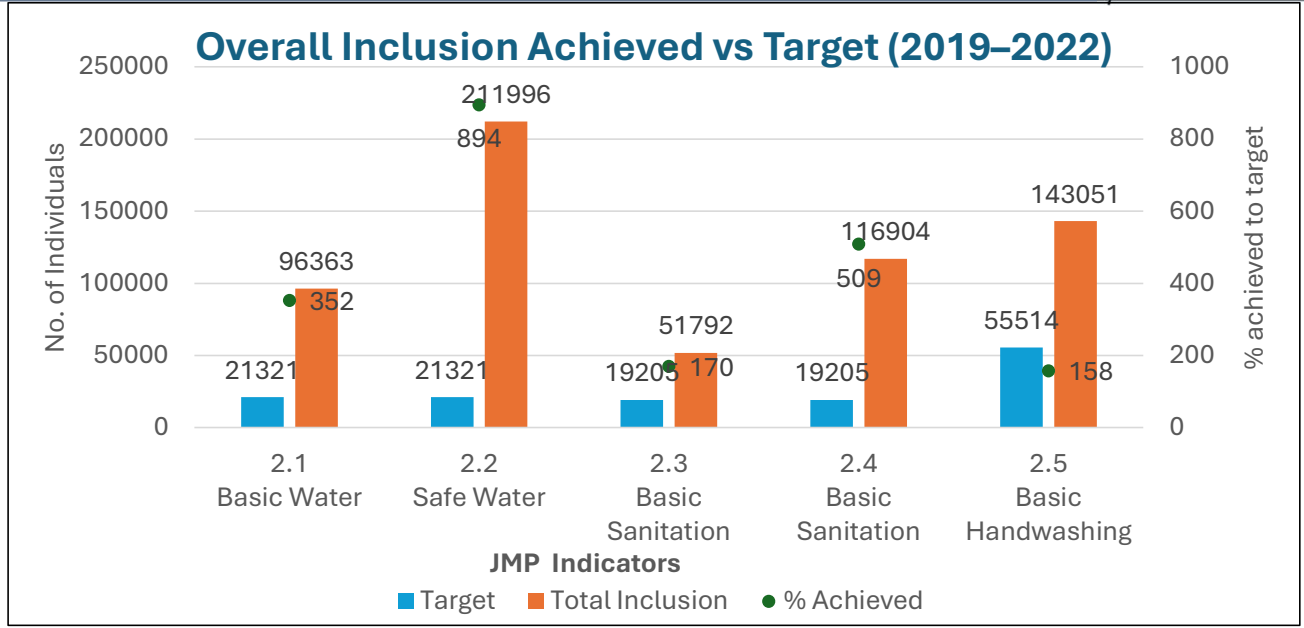
It enables community to shape and determine the narrative by:

- Building on the Policy Support for Inclusive WASH
- Translating WASH policy into programming
- Enabling community-led identification of barriers through Community Operating Structures representing women and all marginal groups
- Shaping integration of Climate resilience in WASH with local adaptation
- Institutionalizing participatory governance through community-led awareness-raising, evidence building, microplanning and decision-making.
- Ensuring sustainability by building skills and capacity for streamlining WASH governance

To achieve all of this, focus on:

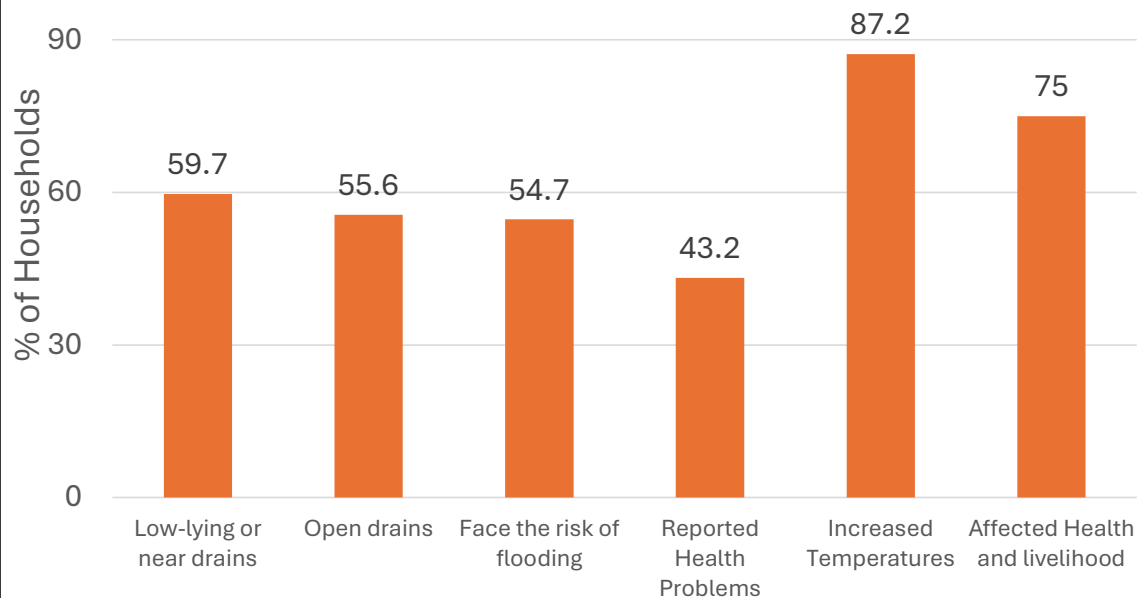
- Integrating local knowledge and people-centric practices.
- Instilling Inclusivity and Respect to ensure women and marginalised groups feel valued
- Collaborate to strengthen gender transformative practices
- Redefine Power Structure and Decision-Making Process to ensure what is being prioritized is provided

Overall Inclusion: Achieved vs Target (2019–2022)

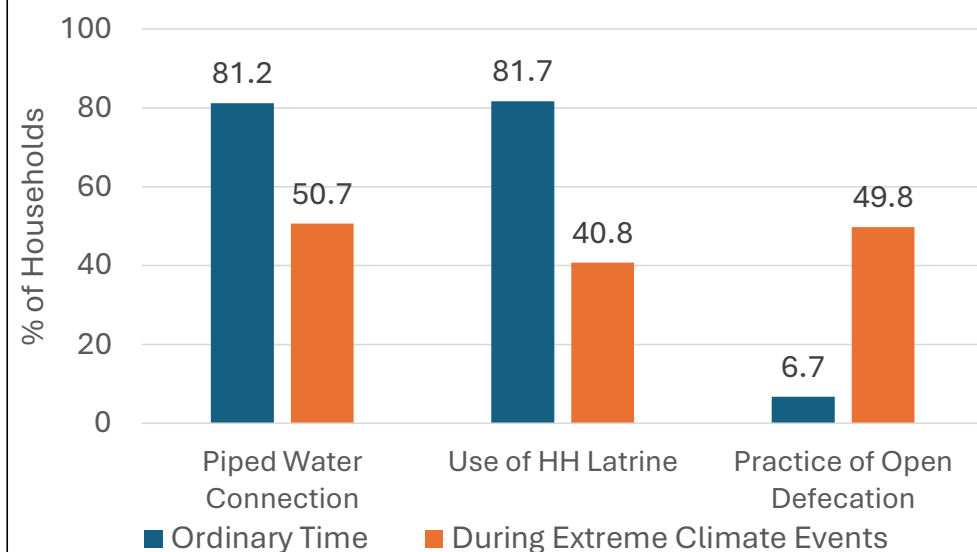


Climate Impacts in WASH (2023)

Climate Change Induced Challenges



WASH Facilities During Ordinary Time and Extreme Climate Events



Beginning...

Bhubaneswar



From
Being A
Face of
WASH
Exclusion

Jaipur




Having a Say in Decision-making



Bhubaneswar



To Voicing the
Right to
WASH
Inclusion



Exercising
Collective
Agency

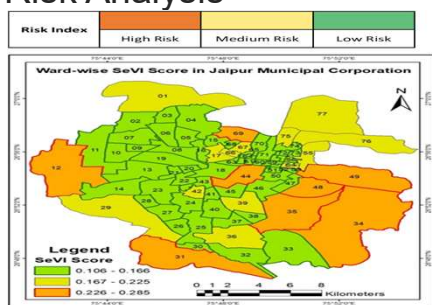


Jaipur

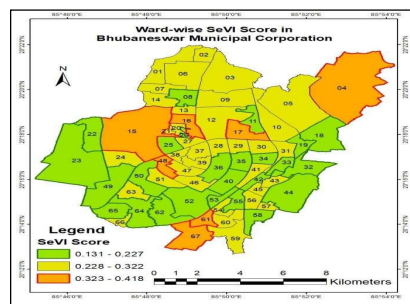
Tools and Processes

1. Building Evidence

a). Risk Analysis



Jaipur



Bhubaneswar

2. Validation

a) Community Prioritisation



b) Knowledge building



3. Micro-Planning

a) Participatory Assessment

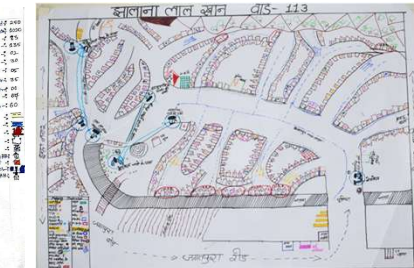
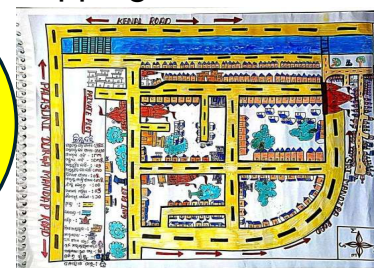

Bhubaneswar



Jaipur



b) Mapping



c) Brainstorming



Bhubaneswar



Jaipur

4. Capacity Building

Bhubaneswa

Jaipur

a) Training



6. Decision Making

a) Ward Review Meeting



Outcome

b) Adaptation



Water filtration plant- Jaipur

Elevated Toilet at Ms Jhuna Naik's home- Bhubaneswar

5. Monitoring

a) Public Data Dashboard 'Saniclimiwall'

Bhubaneswar

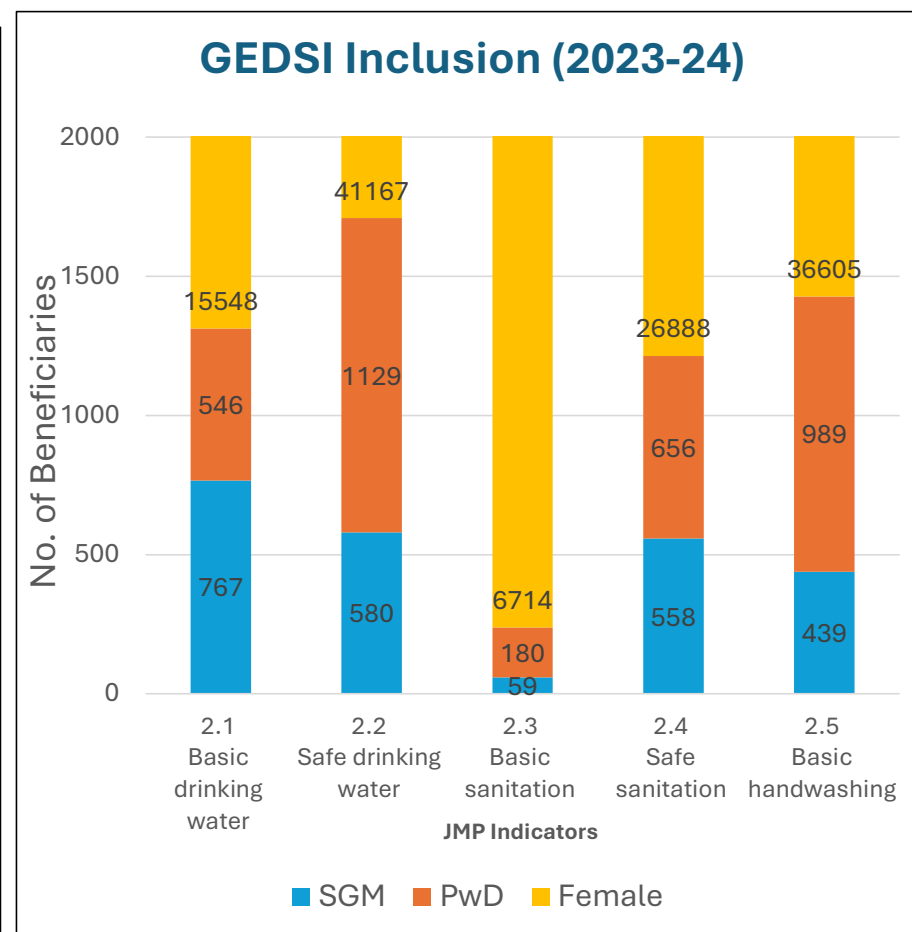
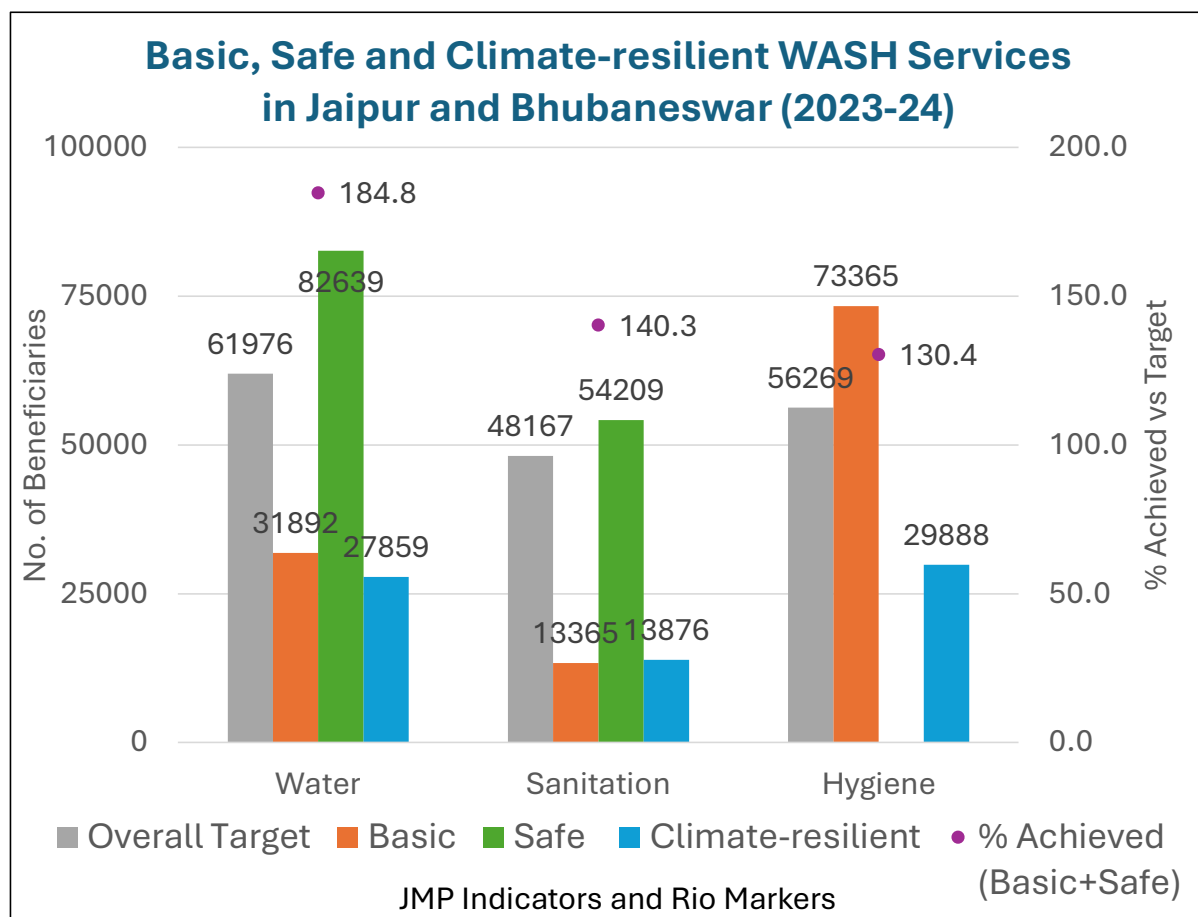
Jaipur



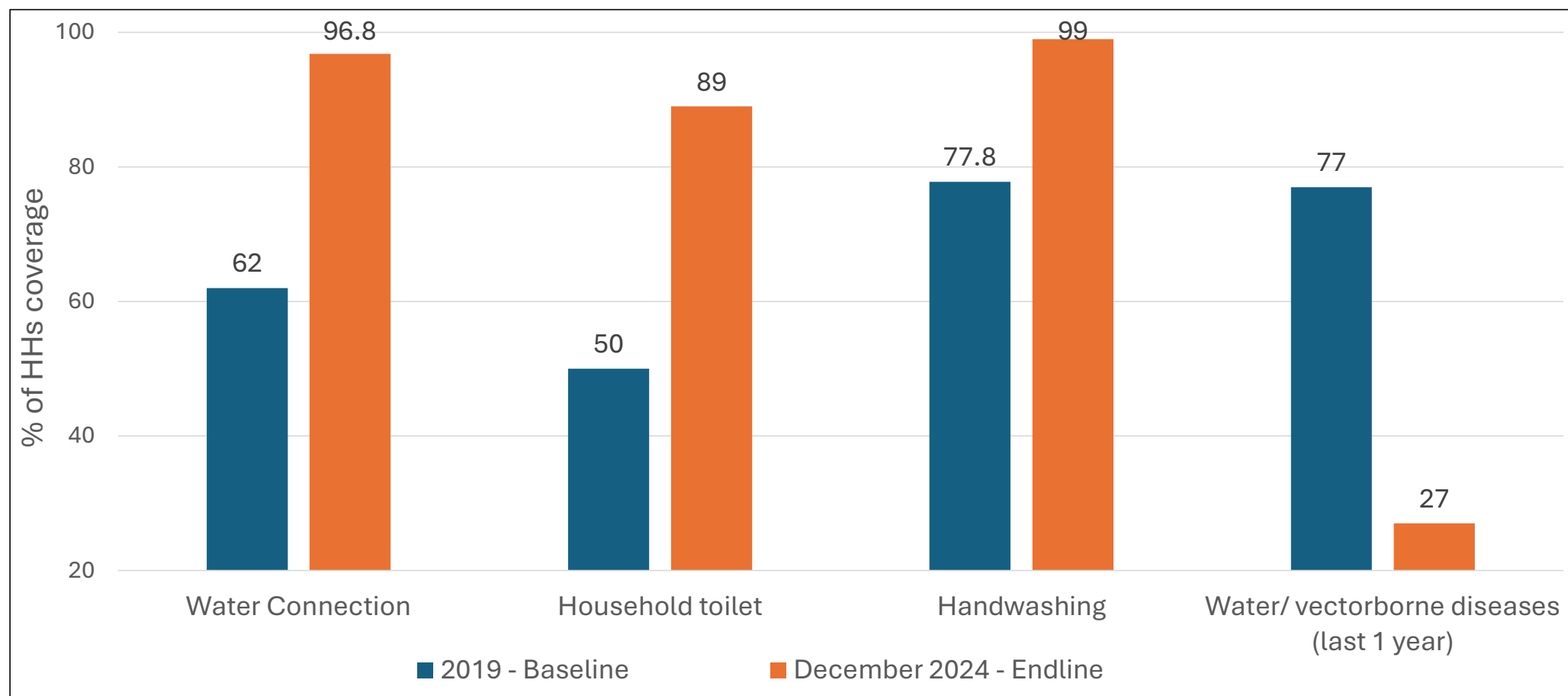
Ward- Level Results

- ❖ Ward 5, Bhubaneswar (Nov '23 to June '24) 540 (8%) households built toilets, including 83 raised toilets.
- ❖ Ward No.113, Jaipur CR water pipelines for 614 (25%) HHs

Progress in CR WASH Services and GEDSI Inclusion (2023-2024)



Progress in WASH Services (2019-2024)



The total unique beneficiaries (WASH services) stand at 393,376 of the 801,112 population.

We celebrate our small victories...

We continue to aspire for more...

Thank you.